

Disney · PIXAR  
**THE GOOD DINOSAUR**

IN THEATERS NOVEMBER 25

© 2015 Disney/Pixar



## Make a Hexaflexagon!

A Hexaflexagon is a 'magic' mathematical shape that you can keep flipping inside out to reveal hidden pictures. Cut out the shapes and have a go - can you find all 6 images?

### Step 1

Cut out the small template, or cut out and join the 3 pieces to make the big one. Then, fold it down the middle along the red line



### Step 2

With 'G1' facing up, fold forward on each of these red lines in turn



### Step 3

You should end up with shape that looks like this...



### Step 4

With the 'back' facing you, fold along this line, folding side 'A' behind side 'B'

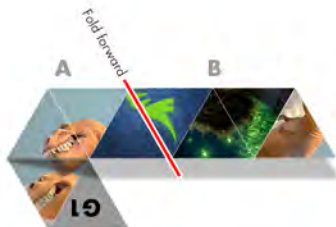


So it looks like this...



### Step 5

Fold along this line, folding side 'B' over side 'A'

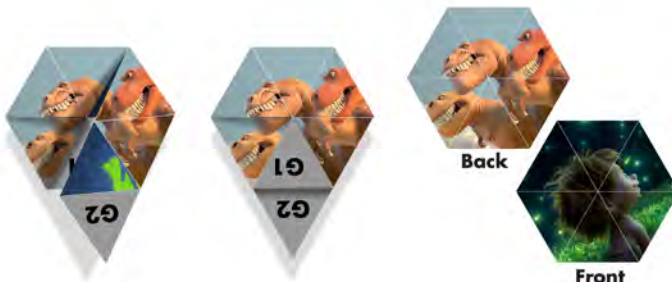


So it looks like this...



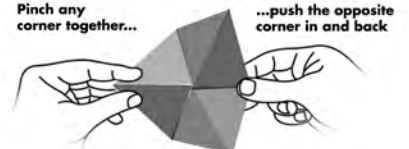
### Step 6

Bring 'G1' out from behind so it sits in front, then fold and stick 'G2' on to 'G1'



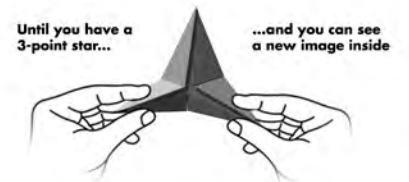
### How to use it

Pinch any corner together...



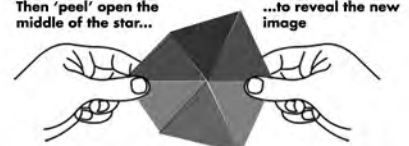
...push the opposite corner in and back

Until you have a 3-point star...



...and you can see a new image inside

Then 'peel' open the middle of the star...



...to reveal the new image

Disney · PIXAR  
**THE GOOD DINOSAUR**

IN THEATERS NOVEMBER 25

© 2015 Disney/Pixar



Big template


**PART 'A'**

Carefully cut out along the dotted line

Disney · PIXAR  
**THE GOOD  
DINOSAUR**

IN THEATERS NOVEMBER 25

© 2015 Disney/Pixar



Big template

**PART 'B'**

Carefully cut out along the dotted line

Disney · PIXAR  
**THE GOOD  
DINOSAUR**

IN THEATERS NOVEMBER 25

© 2015 Disney/Pixar



Big template

**PART 'C'**

Carefully cut out along the dotted line

Disney · PIXAR  
**THE GOOD  
DINOSAUR**

IN THEATERS NOVEMBER 25

© 2015 Disney/Pixar



**Small template**

Carefully cut out along the dotted line